

convex

perma-fit assembly



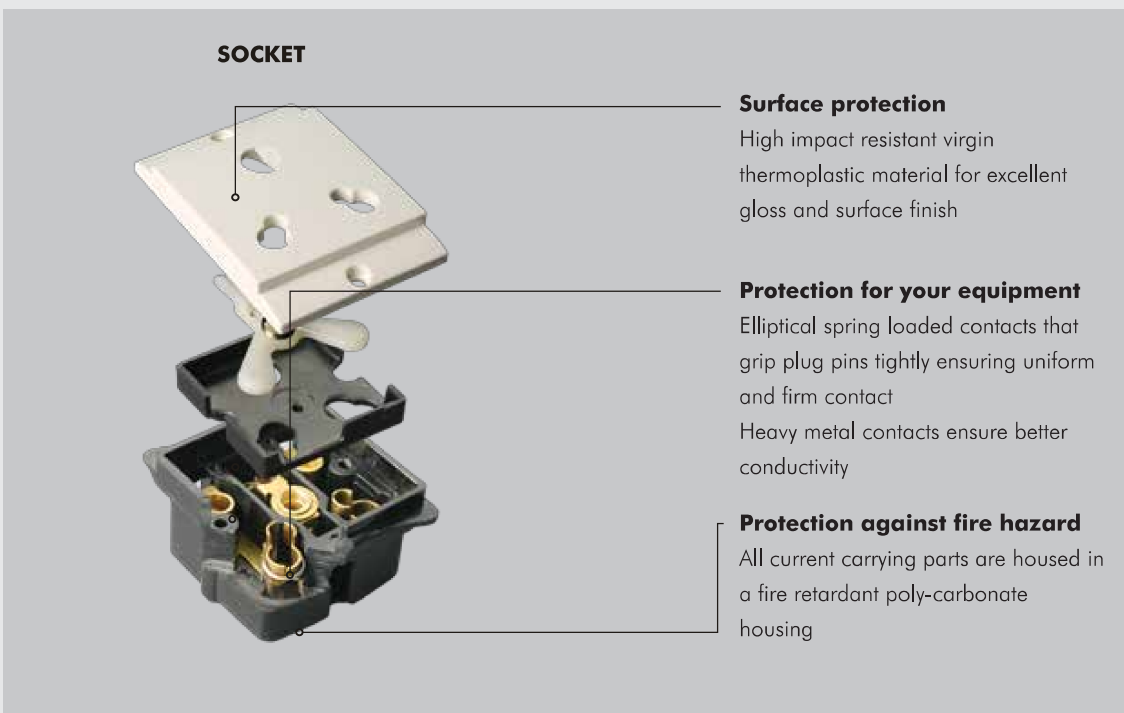
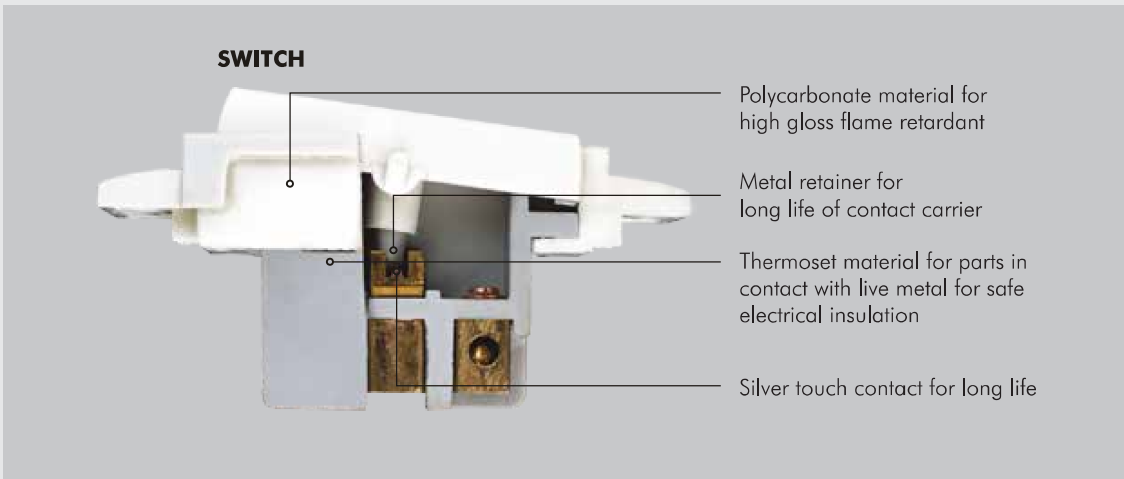
Elegant collar design

Thermoset material for safe electrical insulation

Heavy metal contacts for better conductivity

STURDY DESIGN WITH MORE PROTECTION

Convex is a perfect integration of classic design and modern technology. By combining superior electrical engineering technology with elegant aesthetics, it offers a wide range of metal plates, boxes and plastic enclosures for surface mounting.





MO110
MO130



MO111
MO131



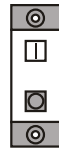
MO210
MO230



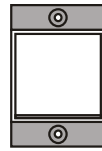
MO310



MO311



MO431
MO451



MO440



MO340



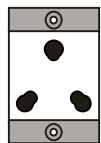
MO341



MO551




MO370




M1332
M1352




M1532



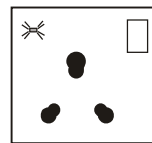
M1212



M3012

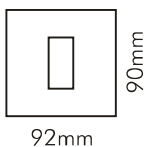


M1412



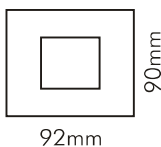
SR3033 16/6A

CS911M
1 Module



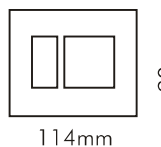
92mm

CS922M
2 Module



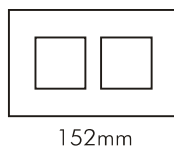
92mm

CS933MS
3 Module



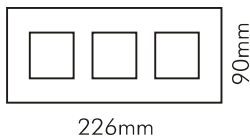
114mm

CS944M
4 Module



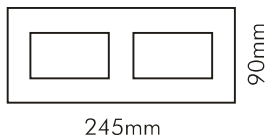
152mm

CS956M-S
6 Module



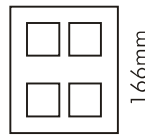
226mm

CS968M-H
8 Module



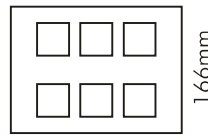
245mm

CS968M-S
8 Module




153mm

CS712MS
12 Module



245mm

CS9718MS
18 Module

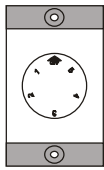


226mm

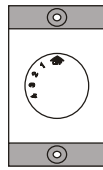
245mm



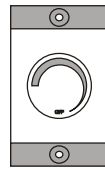
M1700



M1900



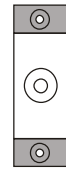
M1800



M2700



M1500



M4797



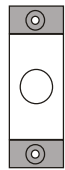
M4900S
M5100
M5200
SP45



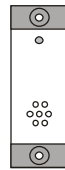
M4700



M3900



M4500



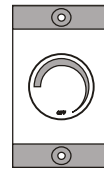
M4401



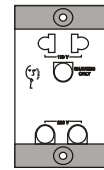
M4601



M4602



M4300




M1542



LED Footlamp



TINY TRIP



MOTOR STARTER